



FLEX SYSTEM OF MODULAR TABLES REPRESENTS AFFORDABLE &  
VERSATILE SOLUTIONS FOR THE MODERN OFFICE  
NO FUSS ... ALL FLEX!



LUNCH ROOM APPLICATION - ROUND & SQUARE PURE  
WHITE (PW) TOPS | SILVER (SL) DESK HEIGHT & BAR  
HEIGHT SQUARE METAL BASES

## AVAILABLE **FLEX** TOPS

### TOP OPTIONS

- ORDER IN ALL STANDARD HEARTWOOD TOP FINISHES
- HIGH PERFORMANCE THERMALLY FUSED LAMINATE SURFACE
- DURABLE 2MM MATCHING EDGE BANDING (ANY STANDARD BANDING AVAILABLE - NO UPCHARGE)
- DEFAULT SQUARE CORNER
- 1½" RADIUS CORNERS OR 1½" THICK TOPS AVAILABLE - UPCHARGE APPLIES
- CUSTOM CUTOUTS FOR GROMMETS OR POWER GROMMET  
(SEE PRICE BOOK FOR DETAILS)
- WRITEABLE/WIPEABLE WHITE BOARD TOPS AVAILABLE
- CUSTOM SIZING AVAILABLE
- DESIGNED FOR FLEX MODESTY PANELS
- COMPATIBLE WITH HEARTWOOD ACCESSORIES SERIES
- USE SHARED LEG WITH ADJOINING TOPS

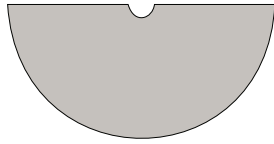


ACADEMIC APPLICATION - GREY MATRIX WAVE & HALF  
MOON TOPS | FREESTANDING BLACK TEE BASE LEGS

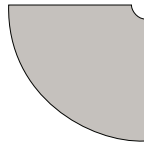




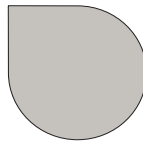
## AVAILABLE **FLEX** SHAPES



HALF DONUT




QUARTER DONUT



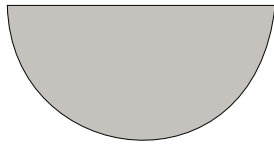
TEARDROP



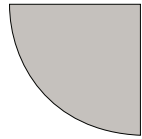
RECTANGLE




BOWED RECTANGLE




HALF MOON



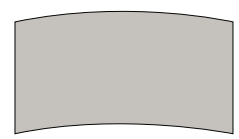
QUARTER ROUND



ROUND



SCOOPED RECTANGLE



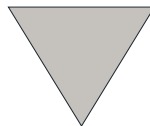
WAVE



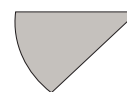
TRAPEZOID



SQUARE



TRIANGLE



WEDGE



HARDROCK MAPLE 3 WAY STATION WITH  
RECTANGLE TOPS & TRIANGLE TOP | SHARED  
BLACK TEE BASE LEGS



RECTANGLE TOPS WITH QUARTER DONUT  
ROUND CORNERS IN EVENING ZEN | SHARED  
SILVER SPIDER LEG



SUGAR MAPLE RECTANGLE TOPS  
WITH WEDGE | BLACK SHARED TEE  
BASE LEGS



DESERT SAND WORK STATIONS USING RECTANGLE TOPS  
| SHARED SILVER TAPER LEGS | MODESTY PANLES &  
OUTLINES *Plus* SERIES PRIVACY PANELS

## AVAILABLE **FLEX** TRAINING TABLE BASES - FLIP TOP MOBILE BASES

### TUCANA

TU-97L-1520  
TU-97L-2420  
TU-97L-5420  
TU-97L-7220

- LOCKING CASTERS
- FLIP TOP
- WIRE MANAGEMENT TROUGH
- PERFORATED MODESTY PANEL
- MAXIMUM TOP DEPTH OF 30"
- MAXIMUM TOP WIDTH OF 84"
- METALIC SILVER METAL FINISH



### TUCANA ELITE

TU-98B-30  
TU-98B-60  
TU-98B-72

- TWIST KNOB MECHANISM FOR EASY FLIP TOP ACTION
- NESTING DESIGN
- SMOOTH GLIDE CASTERS
- INCLUDES MODESTY PANEL
- MAXIMUM TOP DEPTH OF 30"
- MAXIMUM TOP WIDTH OF 84"
- GREY METAL FINISH



## AVAILABLE **FLEX** METAL BASES

DESERT SAND RECTANGLE TOPS |  
SHARED SILVER 3" SQUARE LEGS &  
OUTLINES PRIVACY PANELS



## 28" BASES - DESK HEIGHT - STANDARD GLIDE

### 3" SQUARE LEG

900-SQ3

- INCLUDES LEVELERS




BLACK (BL)



SILVER (SL)



WHITE (VH)



### 4¾" ROUND LEG

900-RL5

- INCLUDES LEVELERS



BLACK (BL)



### SQUARE METAL BASE

900-SQB20

- INCLUDES LEVELERS



BLACK (BL)



SILVER (SL)



WHITE (VH)



### 2½" ROUND LEG

900-RL2.5

- INCLUDES LEVELERS



BLACK (BL)



SILVER (SL)



## 2" SQUARE OFFSET LEG

900-SQ2OFFSET

- INCLUDES LEVELERS



BLACK (BL)



SILVER (SL)



WHITE (WH)



## METAL LOOP LEGS

900-LOOP24

900-LOOP30

- INCLUDES LEVELERS



BLACK (BL)



SILVER (SL)



WHITE (WH)



## 28" BASES - DESK HEIGHT - STANDARD LEVELER OR CASTER

### TEE BASE

900-TEE24 \*\*

900-TEE30 \*\*

900-TEE36

- INCLUDES LEVELERS
- ORDER OPTIONAL

**900-50CASTER**



BLACK (BL)



\*\*SILVER (SL)



\*\*WHITE (WH)



### CROSS BASE

900-CROSS24

900-CROSS30

900-CROSS36

- INCLUDES LEVELERS
- ORDER OPTIONAL

**900-50CASTER**



BLACK (BL)



### SPIDER LEG

900-SPIDERLEG

- INCLUDES LEVELERS
- ORDER OPTIONAL **900-50CASTER**



SILVER (SL)



SPIDER LEG



TAPER LEG



CROSS & TEE  
BASES

### STRAIGHT TAPER LEG

900-TAPERLEG

- INCLUDES LEVELERS
- ORDER OPTIONAL **900-50CASTER**



SILVER (SL)



Spider, taper, cross base (including bar height) or tee base legs can be converted to mobile. Standard levelers are included and optional casters must be ordered separately.

## 41" BASES - BAR HEIGHT

### CROSS BASE - BAR HEIGHT

900-BAR24

900-BAR30

900-BAR36

- INCLUDES LEVELERS
- ORDER OPTIONAL

**900-50CASTER**



BLACK (BL)



BAR HEIGHT  
CROSS BASES



### SQUARE METAL BASE - BAR HEIGHT

900-SQB20BAR

- INCLUDES LEVELERS



BLACK (BL)



SILVER (SL)



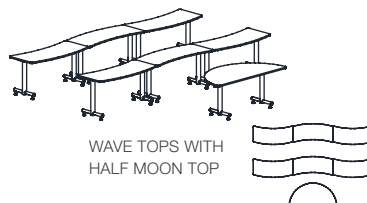
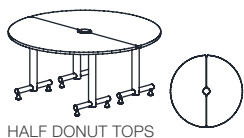
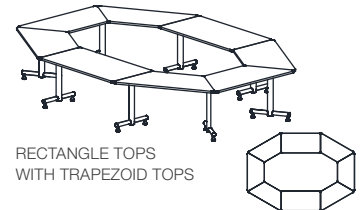
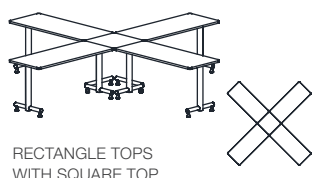
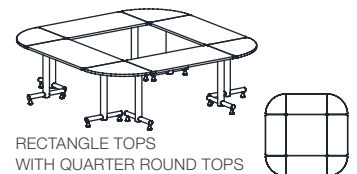
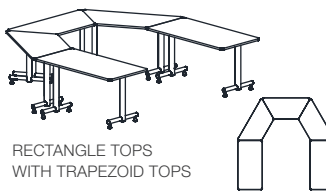
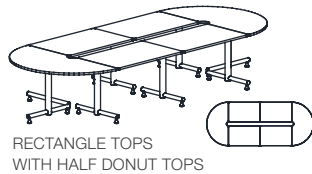
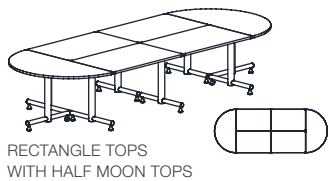
WHITE (WH)



## AVAILABLE FINISHES



## TYPICALS



### ECO STORY

Heartwood is committed to supplying office furniture products in an environmentally responsible manner. We are proud to partner with like-minded corporate citizens who align environmental stewardship with their company's core values and goals.



### LIMITED LIFETIME WARRANTY

Heartwood Manufacturing Ltd. is pleased to offer a limited lifetime warranty on all laminate products. This warranty guarantees all products to be free from defects in materials and workmanship.



### MADE IN CANADA

Heartwood is proudly Canadian. Located in beautiful Kelowna, British Columbia, Heartwood is committed to the highest standards of furniture manufacturing and employee safety.