

OUTLINES *Plus*



Simple ... Sophisticated ... Stylish Meet the new ♥Heartwood line of desktop mounted partition panels.

- Simple bracket and panel mount system that can be added to almost any new or existing workspace
- Sophisticated, contemporary design with two mounting options
 - Top Mount (TM1)
 - Edge Mount (EM1)
- Stylish finishes matching other ♥Heartwood Series finishes
 - Brackets: Black (BL) or Silver (SL) finish
 - Panels: Plexiglass - Clear (CL), Frosted (FR) or Bronze (BR)
 - Laminate finish - all standard ♥Heartwood finishes



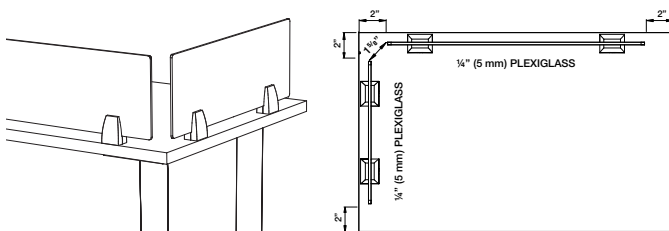
OUTLINES *Plus*

Features & Specifications

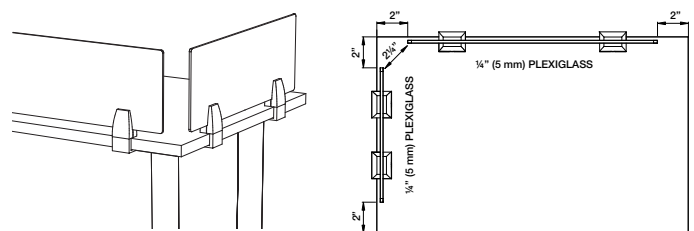
- ✓ Quick and easy to install
- ✓ Low-cost privacy panel alternative
- ✓ Edge mount panels can be used as a temporary privacy solution
(Brackets are screwed to the underside of worksurface and are removable)
- ✓ Aesthetically pleasing, contemporary design
- ✓ Limited lifetime warranty on brackets and panels
- ✓ Made in Canada

Panel Details

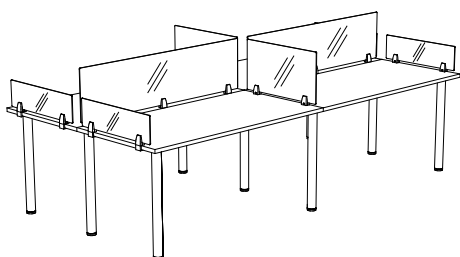
- ✓ Panels are available in three heights: 8", 15" or 22"
- ✓ Laminate panel edges are finished with matching 3mm PVC banding
- ✓ Plexiglass panels have a radius corner detail
- ✓ Heights, bracket styles and finishes can be combined when planning configurations
- ✓ Top mount and edge mount brackets cannot be combined on the same panel
- ✓ When edge mount brackets are installed between worksurfaces, there will be a gap.
For flush install use top mount brackets
- ✓ Edge mount brackets can **ONLY** be used on 1" worksurfaces with an edge. For installations with flush gables or modesty panels, use top mount brackets
- ✓ The default installation is inset 2" from the edge of worksurface as shown below
- ✓ All panels and brackets are shipped **RTA**
- ✓ Custom size panels are available ... call Customer Service
- ✓ Panels are not compatible with Outlines accessories



TOP MOUNT - TM1



EDGE MOUNT - EM1



Contact your local dealer:

A 251 Adams Rd, Kelowna, BC V1X 7R1
T 1 800 567 3060
F 250 765 1213

www.heartwood.ca